



SUMMER HOLIDAY
HOMEWORK
SESSION: 2024-25
CLASS LKG

NAME: _____

ROLL NO. _____

Dear Parents,

Vacations are the most appropriate time for kids to refresh and rejuvenate themselves to be creative, to learn new skills and performance more enthusiastically.

Children have ample energy which should be channelized in the right way to get the best out of them we have design holiday homework keeping this in mind it will build their confidence and new skills.

GROSS MOTOR SKILLS:-

- Take your child to the nature walk to park. Make him/her enjoy the rides and encourage them to play outdoor games like football, jumping, running etc.
- Do jogging and some morning exercise daily.
- Encourage them to do some yoga like Pranayam, Tadasan etc. at home for overall development.
- Kindly share their clips with the class teacher.

ORATORY SKILLS:-Encourage your child to learn

- Any prayer God's love or hey shared maa.
- Learn father and mother's name along with phone number. (in English sentence form)
- School name, Class, Section.
- Learn 4-5 lines about your favourite fruit..
- Learn 2 english story same in hindi also. (THE WOODCUTTER AND THE AXE) , (THE TWO FRIENDS AND BEAR)

SOCIAL SKILLS:-Help your child to become caring human being by developing following habits like

- Giving respect to elders and loving younger ones.
- Wishing and welcoming guest.
- Spending time with grand-parents.
- Keeping our surrounding clean.
- Sharing things with other and making friends.
- Watering the plants.
- Helping elders at home in small chores.
- Taking care of his/ her belongings.
- Good and healthy eating habits, eating food in proper way.
- Keep the water pot on the roof top for the birds.
- Kindly share picture with class teacher.

Do in three in one note book.

ENGLISH

- Write A to Z (2 times).
- Write a to d (5 times).

HINDI

- स्वर अ से अः तक दो बार लिखो।
- व्यंजन क से इ तक पांच बार लिखो।

MATHS

- Write forward counting 1 to 20 (2 times).
- Write backward counting 10 to 1 (5 times).
- Do practice of numbers what comes after (2 times).
- Do practice of count and write. (2 times)

GENERAL AWARENESS

Learn and paste the picture on A3 sheet





- Make a chart of fruits and vegetables.
- Make a chart of parts of body.
- Make a chart of good manners.

CREATIVE SKILLS

Prepare a model from waste material according to your roll no.

- 1 to 7- Pencil stand from box or plastic bottle..
- 8 to 14- prepare of shapes model.
- 15 to 20- prepare a model on Tens and ones.

Fill in the missing letters.



Circle the correct letter



P	V	R
---	---	---



Q	U	S
---	---	---




O	S	A
---	---	---



H	D	B
---	---	---



X	Y	B
---	---	---

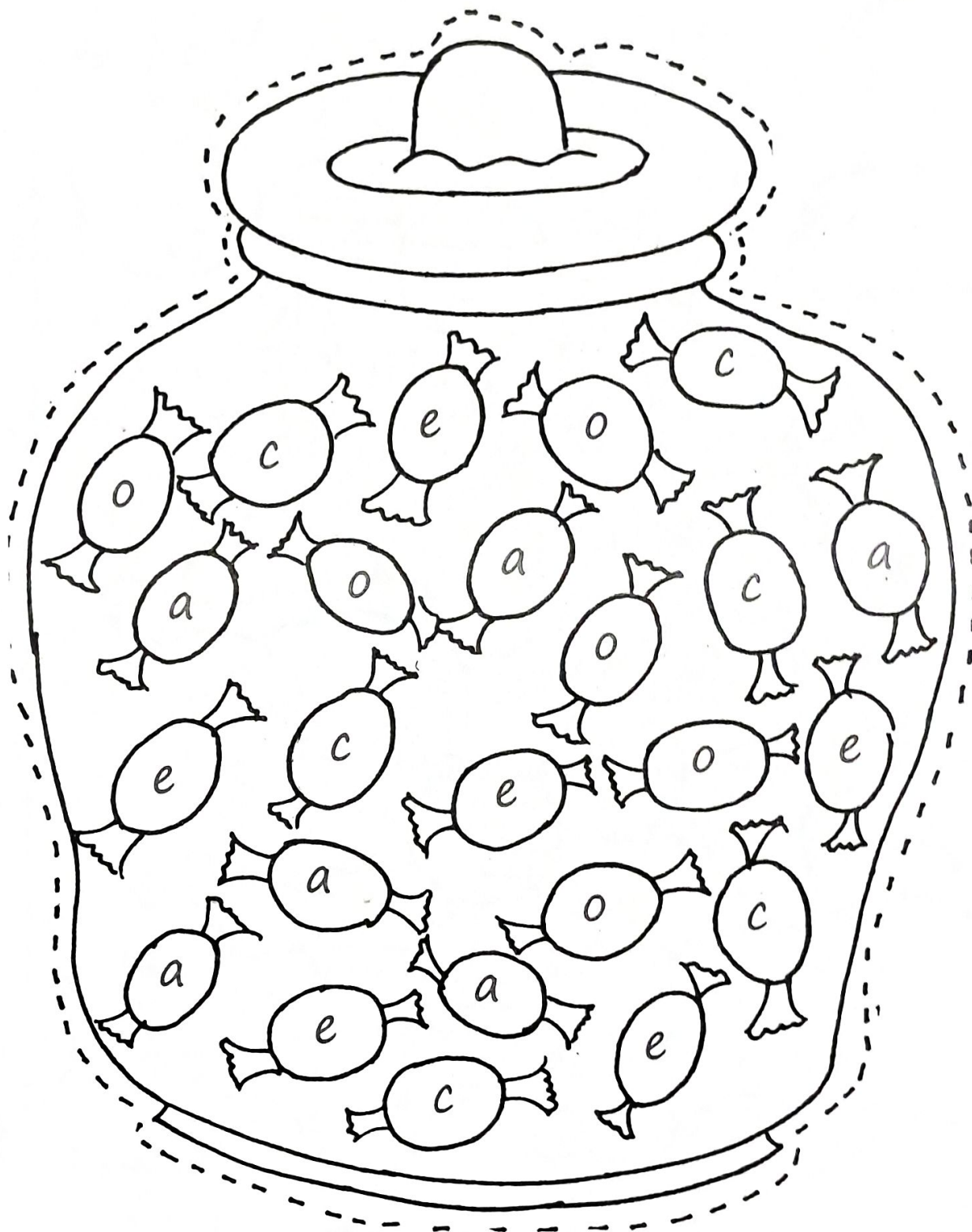


W	F	T
---	---	---




C	L	M
---	---	---

Trace the jar and colour the candies with letter c (red), a (blue), e (yellow) and o (green).



अ से अः तक लिखो और चित्र में रंग भरते ।



सही अक्षर पर गोला लगाओ




अ ई ग इ



आ उ ऊ इ



इ अ ख ट



ई ऊ ओ ख



आ उ ऊ इ



ऊ ट ई इ

Count and Match the Number



6



3



2




8




4



9




5






1



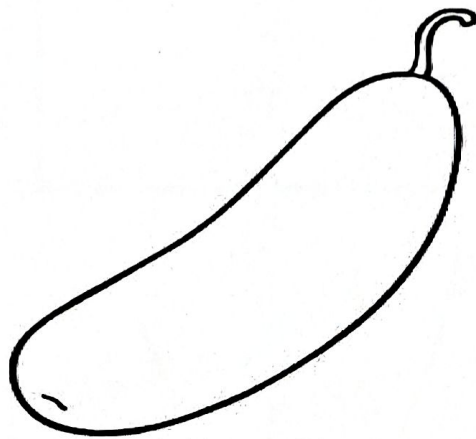

Fill in the blanks from 11 to 20
and colour the pictures.



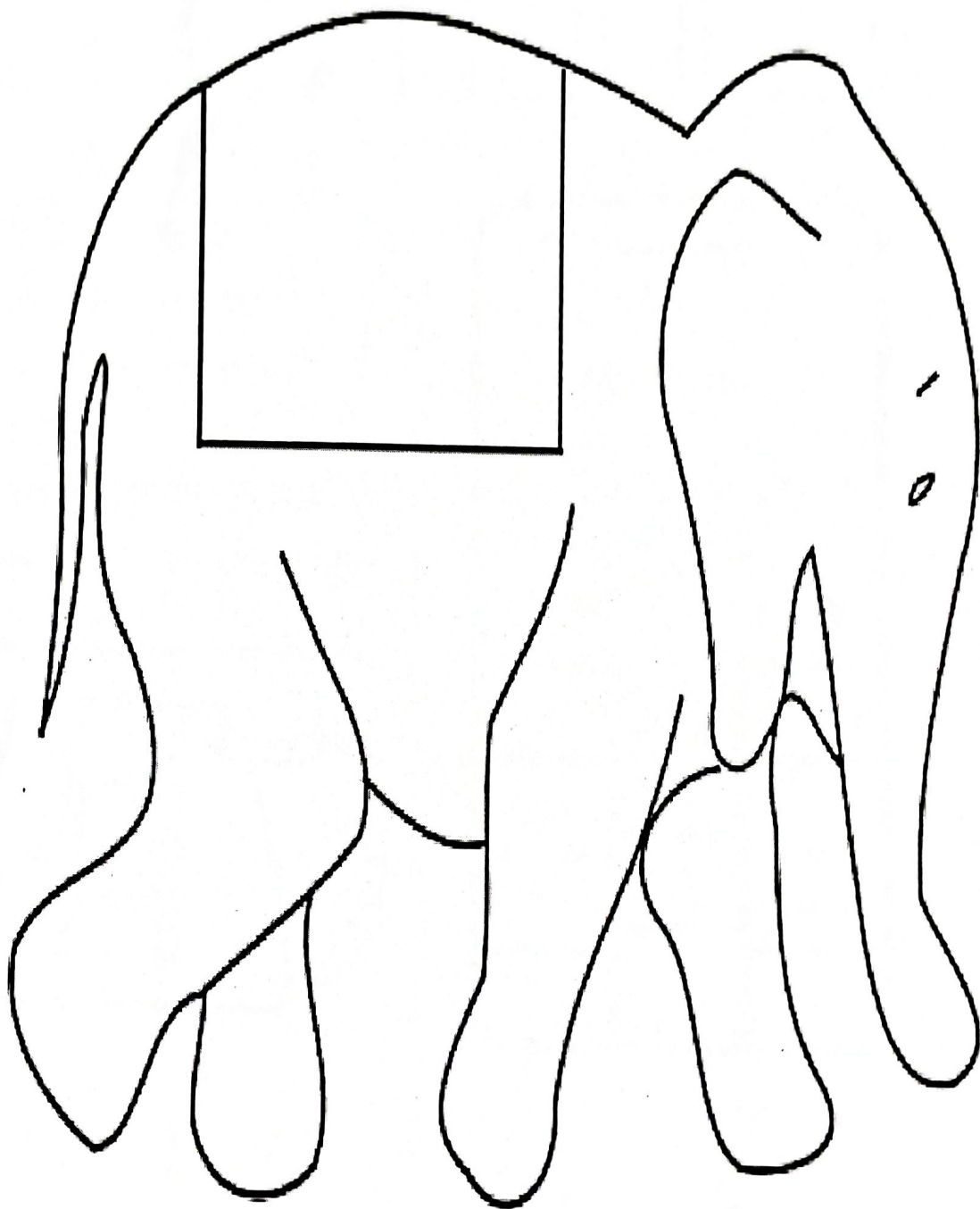
अपने परिवार के सदस्यों के चित्र लगाओ ।



Colour in fruits



Take the colour full sheet. Tear and paste on Elephant



I know my dad's and mom's phone number.

DAD

MOM

Do practice to remember your dad's & mom's phone numbers by pressing the keys.

