



Arsh Vidya Kendra

Holiday homework

Session 2024-25 Grade-1

NAME- _____

SECTION- _____



Kindly follow these suggestions to make your kids learn with fun:

- ✓ **Encourage your kids to converse in English at home.**
- ✓ **Encourage them to read books like story books, comics and motivational books.**
- ✓ **Make their food habits healthy by ensuring that they enjoy eating fruits and salads.**
- ✓ **Encourage them for AUM chanting for 5 minutes daily in the morning and then do brisk exercises or yoga.**

विषय - हिन्दी

वर्ग पहली में अ/ आ/ इ/ ई की मात्रा से दिये चित्र देखकर

उनके नाम ढूँढो।



न	ल	म	छ	ली
ग	सी	क	म	ल
आ	म	ना	का	प
दी	प	क	स	ह
ला	ल	गी	छा	ता
प	पी	ता	ही	ली
ड़ि	प	गी	नी	ला



विषय - हिन्दी

प्रिय छात्र, अपने अंगूठे की छाप से जानवरो के चित्र बनाए और उनके नाम लिखे।



A large, empty, rounded rectangular box with a black border, intended for students to draw their own thumbprint-based animal illustrations and write their names.

विषय - हिन्दी

दिए गए शब्दों से कहानी को पूरा करे

गिलहरी	भूख	चिड़िया	बहुत
मदद	चिड़िया	टुकड़ा	धन्यवाद
फल	चोच	खा	जल्दी

चिड़िया और गिलहरी



जंगल में एक _____ रहती थी। एक दिन उसे _____ लगी।

उसने अपनी _____ मित्र को देखा और कहा, मुझे _____ भूख लगी है।

क्या तुम मेरी _____ कर सकती हो?" _____ ने कहा, "हाँ,

जरूर। मैं एक _____ का टुकड़ा तुम्हारे लिए अपनी _____ में रख

कर ले आती हूँ।" चिड़िया _____ से फल का _____ ले आती

है। गिलहरी ने _____ कहकर उस टुकड़े को _____ लिया।

विषय - हिन्दी

'आ' मात्रा अनुच्छेद

चित्रों के नाम लिखकर अनुच्छेद पूरा करो।

एक  था। घर की 
..... पर  के पेड़ की छाया
थी। राम छाया में बैठकर 
पढ़ता था। एक बार एक 
राम के ऊपर गिरा। राम के 
खराब हो गए। राम  पर
जाकर नहाया। फिर 
छा गए। पानी बरसा। राम ने बारिश में
एक  रख दिया। टब
भर गया।



SUBJECT - MATH 'S



12

18



22

27



34

36



44

49



53

58

SUBJECT – MATH'S

Greater Than or Less Than

Directions: Compare each pair of numbers and write the sign that makes each equation correct.



















Greater Than



Equal To




Less Than



SUBJECT- MATH'S

Count and add the numbers and colour them according to the sums.



5=red
6=green

7=brown
8=blue

9=orange
10=yellow

11=grey
12=pink

SUBJECT- ENGLISH

Little fox

I am James. I am a fox.

I am from the dog family.

I am reddish in color.

I live in the zoo with my family.

I am very clever and run very fast.



1) What is the name of the fox?

- a) John b) Jackson c) James

2) James belongs to _____ family.

- a) dog b) elephant c) cat

3) What is the color of the fox?

- a) reddish b) brown c) green

4) Where does the fox live?

- a) sea b) zoo c) hole

SUBJECT- ENGLISH

Name _____

BUNNY Comprehension

Read the story and answer the questions.

I see a bunny.
He has a basket.
The basket has eggs.
I see 5 eggs.
Do you see eggs?




























1. What do you see?

2. What is in the basket?

3. How many eggs are there?

SUBJECT- ENGLISH

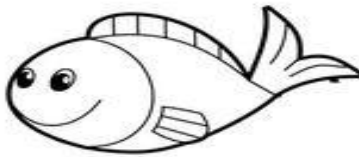
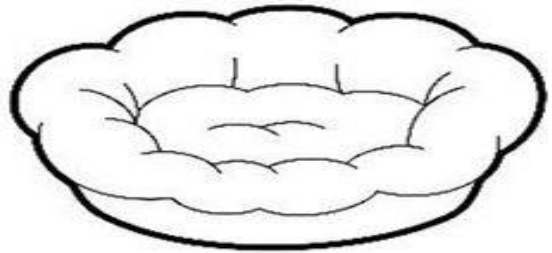
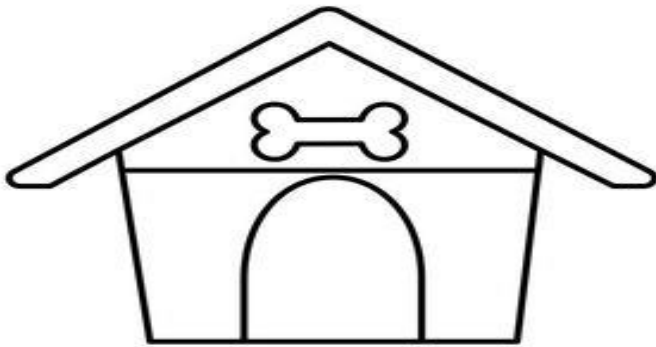
GOING TO THE MARKET

Today, I go to a market with my  _____. We buy  _____
_____ and  _____. First, we go to the 
_____ stall. We buy  _____,  _____,
 _____,  _____, and 
_____. After that, we go to  _____ stall. Mom
buys  _____,  _____,  _____,
 _____, and  _____. Next, we buy
many kinds of snacks such as  _____, 
_____,  _____,  _____, and 
_____. We also buy  _____, 
 _____,  _____, and  _____.

SUBJECT- E.V.S

Cut the picture of animals and paste it on their homes.

Where do these animals live?



SUBJECT- E.V.S

Use different types of leaves to make it in given box.



SUBJECT – E.V.S



Rohan is very hungry. Colour the boxes with food words and make a path for him to reach the yummy food.



START →	APPLE	CAKE	CORN	ROPE	HAT
	SUN	PIN	POTATO	MUG	SAND
	FAN	FROG	MANGO	BANANA	TOMATO
	CAP	JUG	POT	STAR	PEAS
	ROOF	TEA	ICE- CREAM	MILK	EGG
	LOCK	JAM	SHIRT	BUS	DUCK
	BOOK	SALT	BALL	DOG	SHOES
	MOON	PEAS	FISH	SUGAR	CARROT
	FAN	CUP	BED	HAT	ORANGE



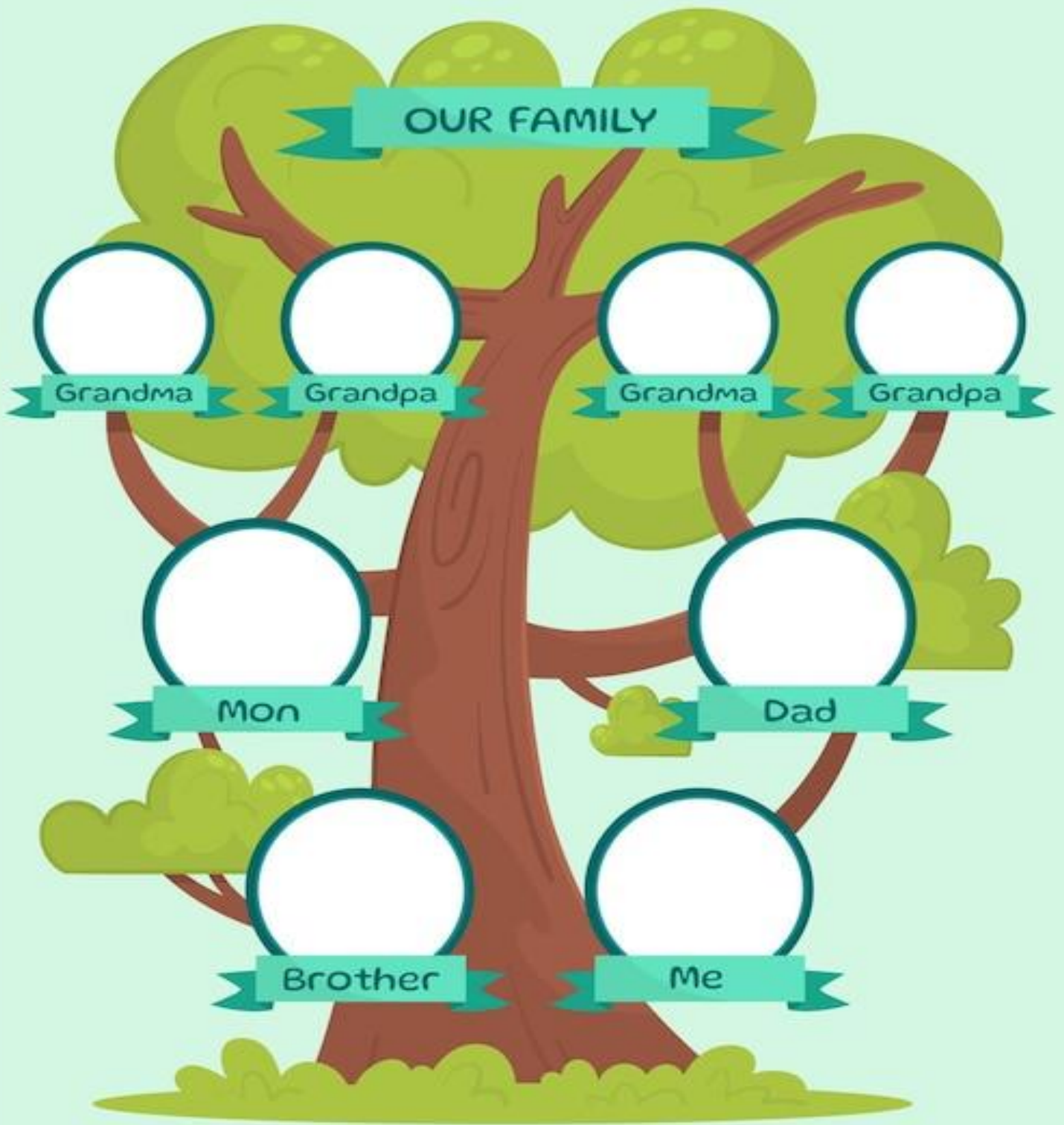
SUBJECT- GENERAL KNOWLEDGE

all about
ME

NAME



SUBJECT – GENERAL KNOWLEDGE



SUBJECT- GENERAL KNOWLEDGE

Circle the hidden pictures and colour the scene.

©School Zone Publishing Company



Find the hidden pictures. Color the scene.



hand



alligator



rabbit



seeds



barrel



boomerang

SUBJECT- ART & CRAFT

Use waste water bottle to make it.




3- D bottle art





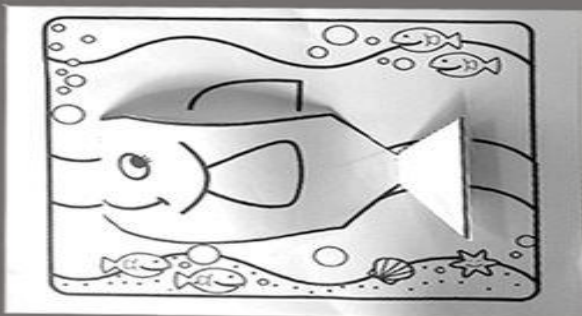
SUBJECT- ART & CRAFT

Make any one of them



3D COLOURING PAGES

www.krokotak.com



Subject – Computer



- Do worksheet -1 given in computer book page no. 20
- Draw the picture of computer in MS paint. Write your name and section in your drawing and take printout.

हिंदी:- (1 से 10 रोलनंबर) चार्ट

दिए गए चार्ट में से कोई एक चार्ट बनाए।

1. १से १०गिनती
2. महीनो के नाम

ENGLISH (Roll no. 11 to 21) CHART

Make any one chart given below:-

1. Phonic sound with pictures.
2. Animals or Birds


MATHS (Roll no. 1 to 10)

Make a working model of:-

Addition or subtraction

E.V..S (Roll no. 11 to 21)

Make a working model of modes of transport or sources of water.



In the summertime, when the weather is hot, you can stretch right up and touch the sky.