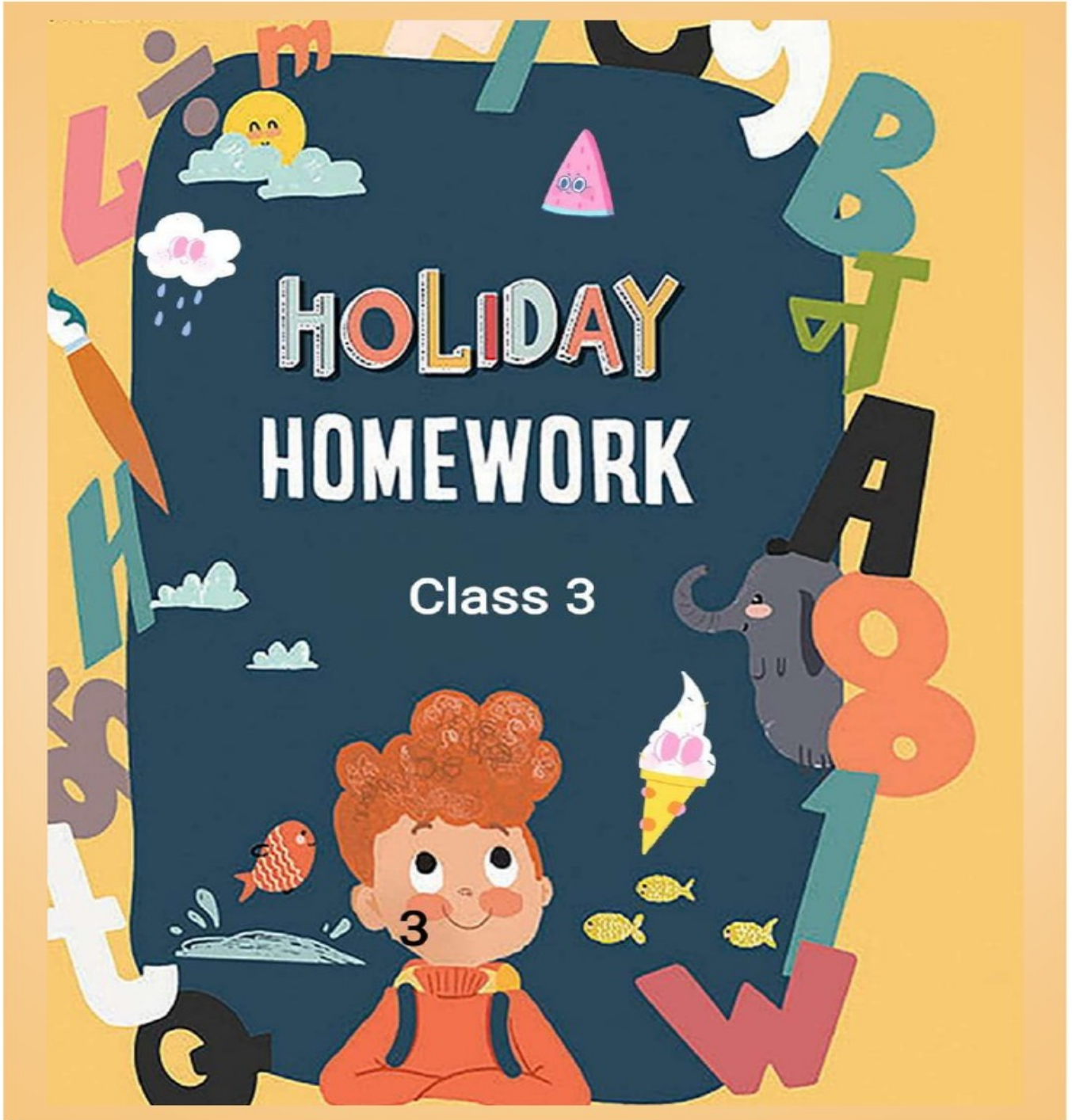




**ARSH VIDYA KENDRA**  
**HOLIDAY HOMEWORK SESSION - (2024-25)**  
**GRADE -3**

**NAME** \_\_\_\_\_

**SECTION** \_\_\_\_\_



Summer Vacation is probably the best time of the year for you all; it's time for loads of fun, though we can't go out but getting pampered to no end and of course bonding with distant cousins can be done virtually.

School is fun too, with learning happening at all times, summer vacation can also be a time for learning with lots of activities around.

Here are a few tasks for you to complete during the vacation. Do remember to complete the given tasks after reading them carefully.

### Some Tips to make this holiday special:

- Have a family dinner every day of the holidays.
- Play board games with your parents and siblings and show them who is the smartest.

Spend some quality time with an elderly person in the family



## Some useful tips for summer vacation

Some dos and don'ts during summer vacation:

### Do's

- † Eat a nutritious diet with plenty of water. Include citrus fruits (orange, lemon, grapefruit) and vegetables which are rich in vitamin C, vitamin D containing foods (cheese, egg yolks) and zinc-containing foods (legumes, lentils, beans, and nuts).
- † Wash your hands frequently, always with soap and water for at least 20 seconds or frequently use alcohol-based hand rub.
- † Wear light cotton clothes.
- † Protect yourself and others.
- † Be a leader in keeping yourself, your school, family and community healthy.
- † Cough and sneeze into a tissue or your elbow and avoid touching your face, eyes, mouth and nose.
- † Share what you learn about preventing disease with your †family and friends, especially with younger children.



### Don'ts:

- † Do not have close contacts with a sick person.
- † Do not participate in large gatherings.
- † Do not touch your face, nose and eyes without washing hands.
- † Don't dirty your place of living.
- † Don't have junk food.
- † Don't watch too much TV.
- † Don't waste time being lazy.


# हिंदी

नाम.....

कक्षा - 3

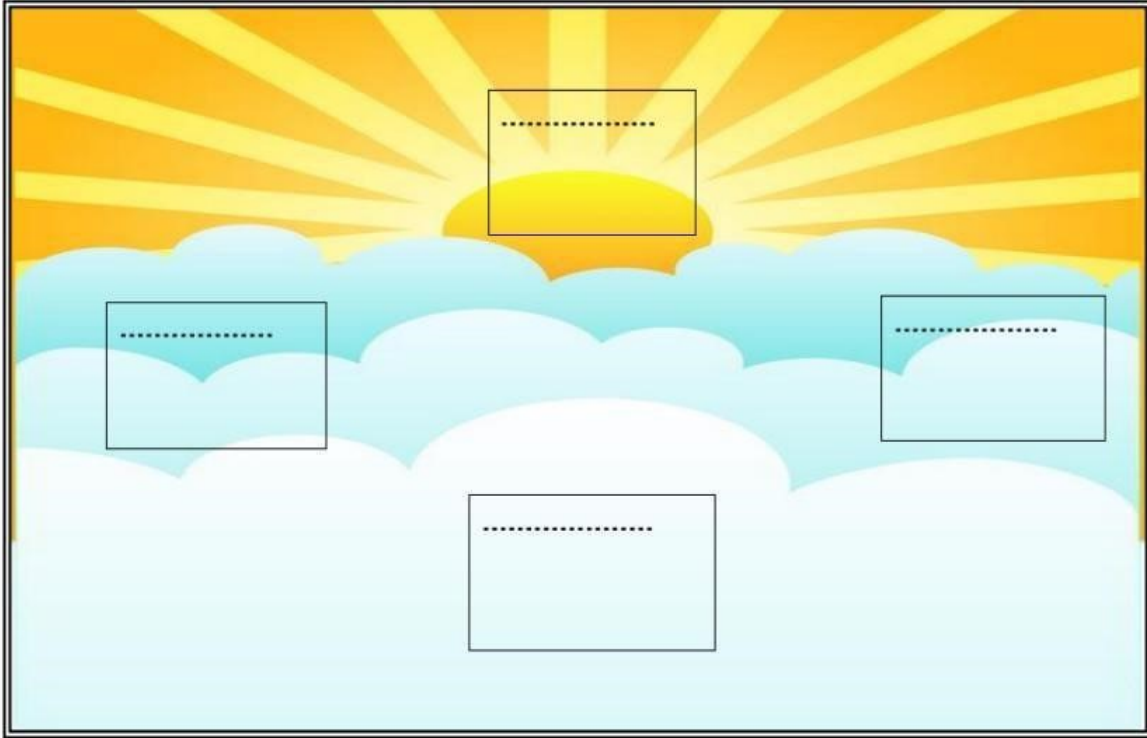
सोचिए समझिए और करिए -

प्रश्न 1- 'र' कई तरह से लिखते हैं। शब्द पढ़ो और सही जगह में लिखो-





प्रश्न 2— दिशाओं के नाम लिखो —



(क) सूर्य ..... से निकलता है और .....  
में डूबता है।

(ख) हिमालय भारत के ..... में है।

(ग) कन्याकुमारी भारत के ..... में है।

प्रश्न 3— हिन्दी के समाचार-पत्र और पत्रिकाएँ पढ़ो। किन्हीं दो के नाम लिखो।

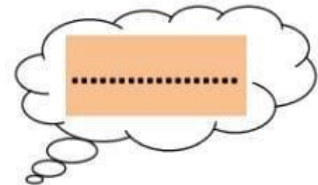
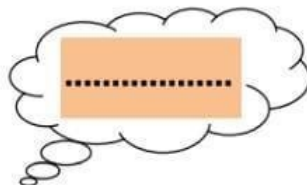
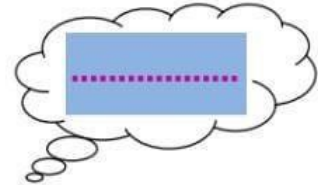
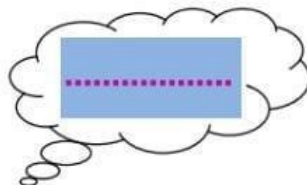
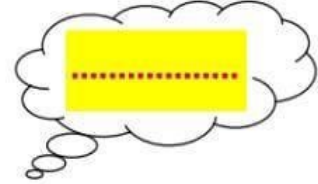
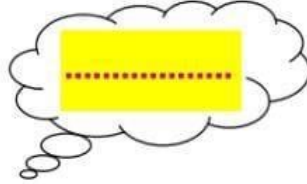

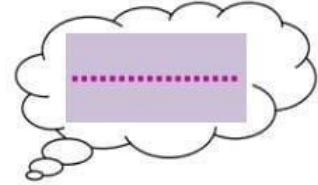
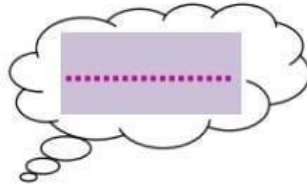
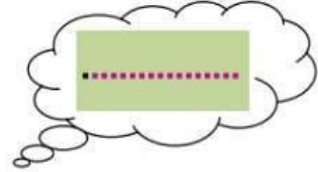
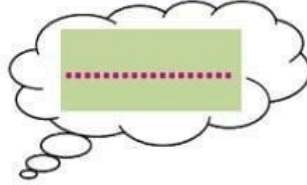
समाचार-पत्र

पत्रिकाएँ

\_\_\_\_\_

\_\_\_\_\_

प्रश्न 4- चित्र पहचानकर उनके दो-दो पर्यायवाची लिखिए -



प्रश्न 5— चित्र देख कर कहानी पूरी करो —



एक दिन एक  .....  ..... के किनारे टहल रहा

था । उसने एक  ..... को  ..... में तैरते

देखा । उसने सोचा कि मैं भी तैरूँगा । उसे  ..... के नीचे एक .....



..... दिखाई दी ।




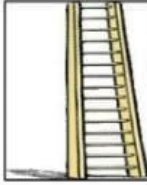










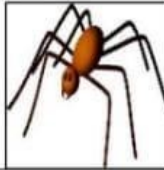



को उठा लाया । उसने  को उलटा करके  ..... में

डाला और उछल कर उसमें बैठ गया ।  ..... और 

..... दोनों साथ-साथ तैरने लगे ।

प्रश्न 6 – चित्र देख कर निम्न वर्ग पहेली में उनके नाम ढूँढो और  
खानों में भी रंग भरो-

								
	सि	पा	ही	ज	प	पी	ता	
	क	ग	रा	नी	ब	ला	उ	
	सी	ढी	ज	ढ	ध	ड	जी	
	टी	ठ	म	ग	र	म	भ	
	छ	द	क	भ	ती	र	म	
	ल	क	ड़ी	ज	प	न	घ	
	क्ष	ली	फ	रे	ल	गा	ड़ी	



प्रश्न 7- चित्र वर्णन करिए-



.....

.....

.....

.....

.....

.....

.....



**SUBJECT: MATHEMATICS**

write name \_\_\_\_\_  
write roll number \_\_\_\_\_

class . section \_\_\_\_\_



**ROMAN  
MANGOES**

Help brother of Augustus, a roman boy in counting and writing the number of mangoes on the tree, on ground and total it in roman numerals.

①

Mangoes on tree .....  
Mangoes on ground.....

**Total Mangoes**.....



②

Mangoes on tree .....  
Mangoes on ground.....

**Total mangoes** .....



③

Mangoes on tree .....  
Mangoes on ground.....

**Total mangoes** .....



④

Mangoes on tree .....  
Mangoes on ground.....

**Total mangoes** .....



# Word Problems



Answer the word problems.

1. David bought 3 presents for his children. The prices were \$25, \$22 and \$18. How much did he pay in total? \_\_\_\_\_
2. At the animal park, there were 14 dogs, 12 cats and 15 birds. How many animals were there altogether? \_\_\_\_\_
3. Billy made 37 cookies over 2 days. He made 15 on Monday. How many did he make on Tuesday? \_\_\_\_\_
4. Mary read 50 pages of her book in 1 day. She read 21 pages in the morning. How many pages did she read in the afternoon? \_\_\_\_\_

# Addition

This time let us discover the name of the mathematician who contributed on the concept of volume from the objects on the previous activity. Pair up the answer in the addition sentences with the answers in the box to figure out the name.

\_\_\_\_\_

1      2      3      4      5      6      7      8      9      10

$$\begin{array}{r} 3478 \\ +4588 \\ \hline \end{array}$$

$$\begin{array}{r} 2839 \\ +5905 \\ \hline \end{array}$$

$$\begin{array}{r} 7365 \\ +8367 \\ \hline \end{array}$$

$$\begin{array}{r} 3389 \\ +4590 \\ \hline \end{array}$$

$$\begin{array}{r} 2399 \\ +7389 \\ \hline \end{array}$$

$$\begin{array}{r} 5338 \\ +3997 \\ \hline \end{array}$$

$$\begin{array}{r} 7336 \\ +7389 \\ \hline \end{array}$$

$$\begin{array}{r} 4893 \\ +2778 \\ \hline \end{array}$$

$$\begin{array}{r} 4827 \\ +3289 \\ \hline \end{array}$$

$$\begin{array}{r} 1289 \\ +4588 \\ \hline \end{array}$$

**I**  
9788

**A**  
8066

**E**  
14725

**E**  
8116

**C**  
15732

**M**  
9335

**D**  
7671

**R**  
8744

**H**  
7979

**S**  
5877







# MathSphere

## Sudoku



Fill in the puzzle so that every row across, every column down and every 3 by 3 box contains the numbers 1 to 9.

### Fiendish Puzzle 2

	3	5					7	6
6	4		5		7		1	
7						4		
8		3			6			4
	9		3	4		2		
4			9		1		3	7
		4	2					5
5						3		1
3			6				4	

# SUBJECT - SCIENCE

1. Collect pictures and make a collage of these astronauts on A3 sheet

■ Kalpana chawla




■ Neil armstrong




● Sunita Williams



2.State any five points by which we can clean our environment.



3.Prepare a model on Water Cycle. Roll no.1 to 15



b.Prepare a model on Germination of seeds help (page no.33)(Roll

How a plant grows from a seed



no.14 to 27)

4.Play any indoor or outdoor game with your friends or your parents and write their view on A4 sheet



*Think & Write*



**1. Why do plants need sunlight to grow?**

Ans \_\_\_\_\_

**2. What does the plant get from the soil?**

Ans \_\_\_\_\_

**3. What are two types of plants you eat?**

Ans \_\_\_\_\_

**4. What type of plant would you want in your garden and why?**

Ans \_\_\_\_\_

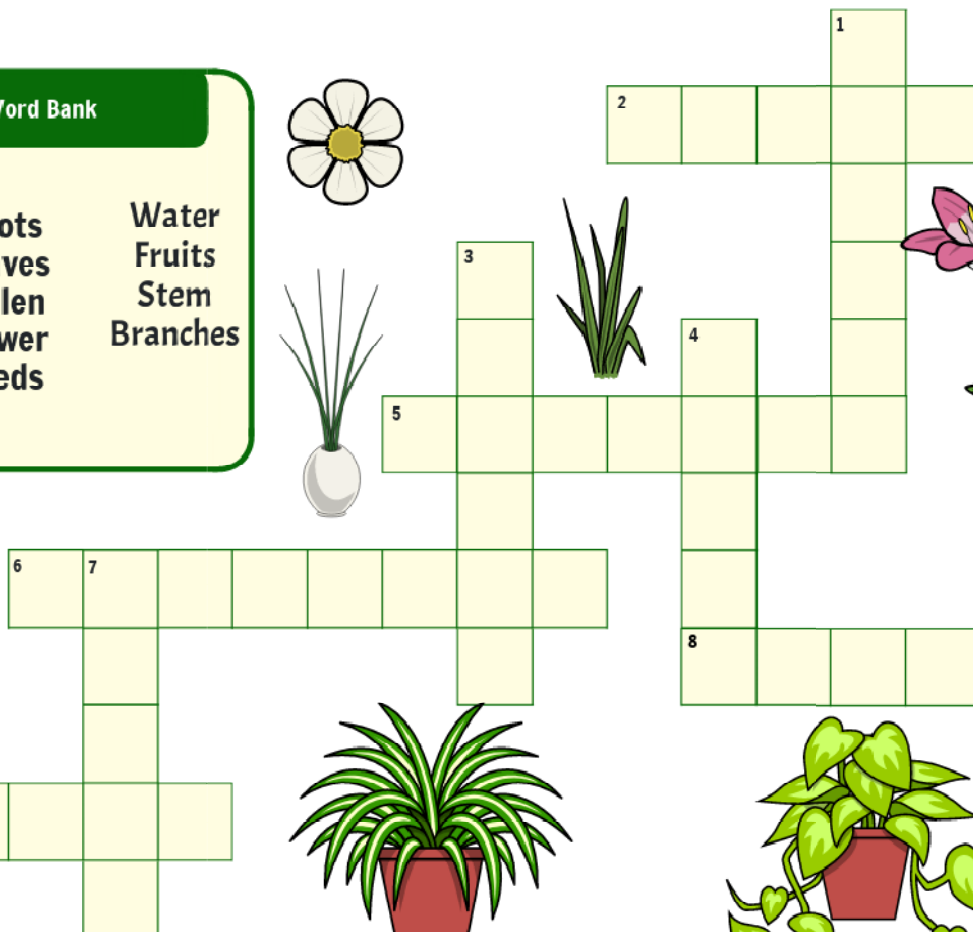




# CROSSWORD PUZZLE

## Word Bank

Roots  
Leaves  
Pollen  
Flower  
Seeds

Water  
Fruits  
Stem  
Branches



Across

Down

**FILL IN THE SPACES WITH THE WORDS FROM THE PLANT POT BELOW:**

Plants can only grow under certain \_\_\_\_\_.

They need \_\_\_\_\_, air, light and warmth.

If a \_\_\_\_\_ does not have these things it will slowly die.

A \_\_\_\_\_ plant has green leaves and stands up strongly. A

plant that has been deprived of \_\_\_\_\_ will lose its leaves.

A plant that has been deprived of \_\_\_\_\_ will turn yellow,

thin and \_\_\_\_\_.

To stay healthy a plant needs

to take water and nutrients

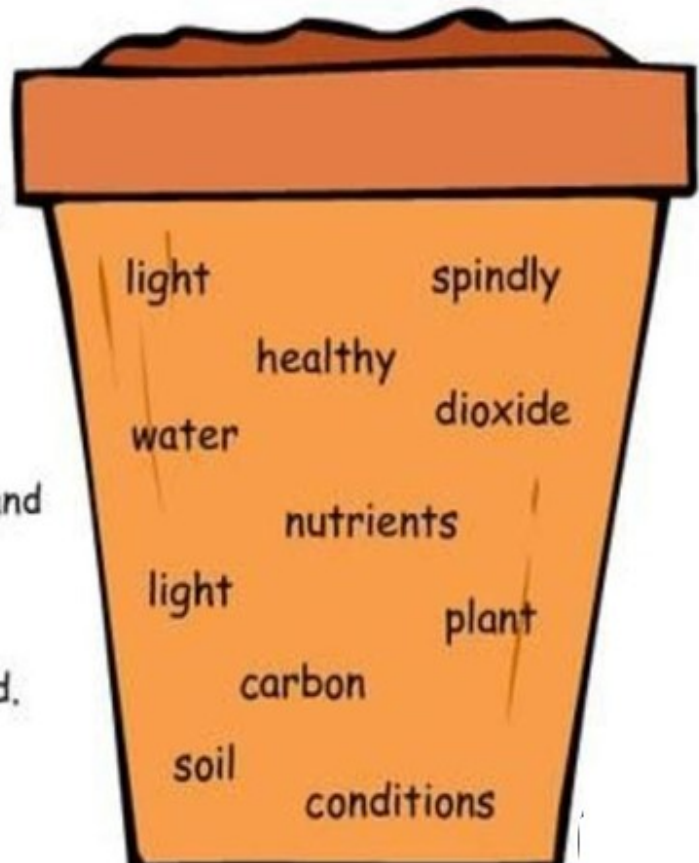
from the \_\_\_\_\_.

A plant takes \_\_\_\_\_

\_\_\_\_\_ from the air and

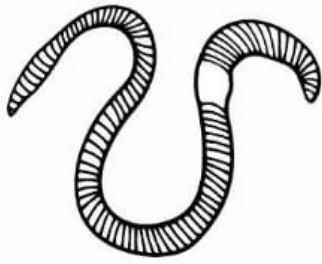
uses it with water and

\_\_\_\_\_ to create food.



# Living Things

Look at the pictures below. Decide if it is a living thing or not and explain your reasons!



Living things or not? Why?

---

---

---

---



Living things or not? Why?

---

---

---

---




Living things or not? Why?

---

---

---

---



Living things or not? Why?

---

---

---

---



Living things or not? Why?

---

---

---

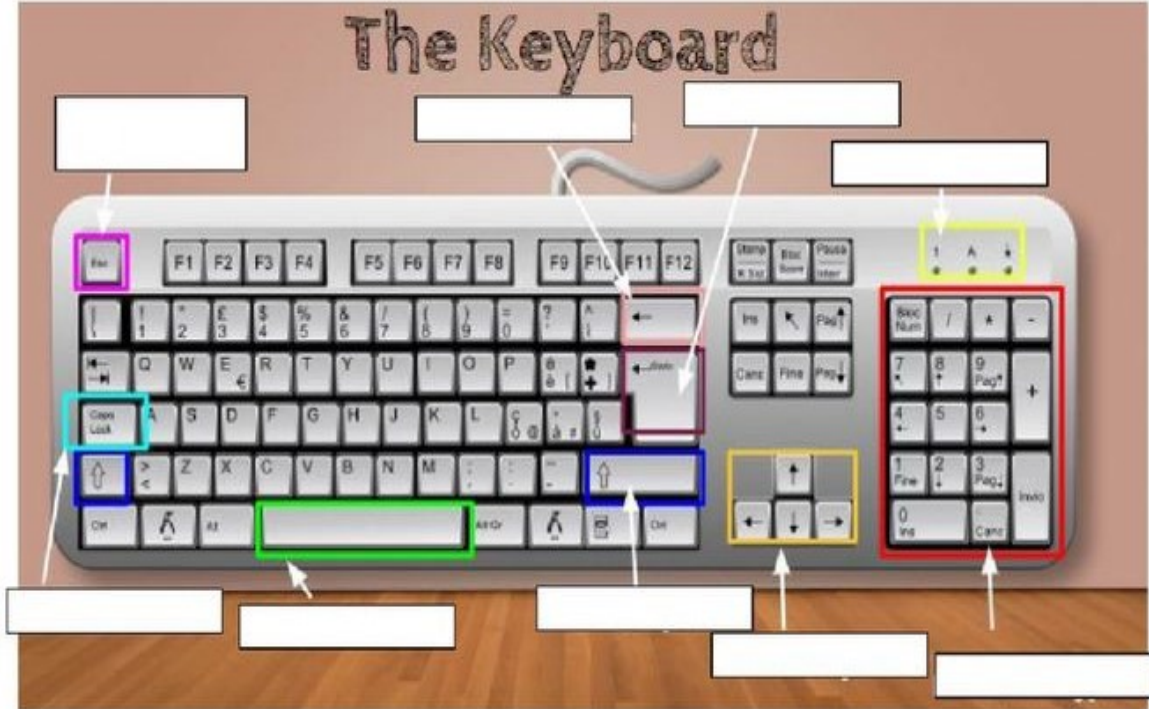
---

## SUBJECT :- COMPUTER



- Do worksheet -1 given in book page no. 25.
- Do following worksheet according given instructions

Instructions: Labels the parts of the keyboard. Be sure to spell your words correctly.



Instructions: Some keys have special functions. Read the description carefully and fill in the blank with the name of the key it describes.

1. I show you where your words will appear when you start typing. \_\_\_\_\_
2. I erase the letters to the left of the cursor. Which key am I? \_\_\_\_\_
3. I can capitalize lots of letters with just one click. I am \_\_\_\_\_
4. You can use me to type numbers. I am the \_\_\_\_\_
5. I erase the letters to the left of the cursor. \_\_\_\_\_
6. I allow you to create blank spaces between two words or numbers. \_\_\_\_\_
7. I allow you to move the cursor up, down, left and right. \_\_\_\_\_
8. I am used to capitalize letters one letter at a time. \_\_\_\_\_



# COMPUTER PARTS VOCABULARY WORD SEARCH PUZZLE

Find and circle the words in the word search puzzle and number the pictures

m	y	f	s	p	e	a	k	e	r	s	c	c	q	m
i	f	a	w	r	g	w	s	d	t	o	i	e	r	p
c	l	p	e	i	w	e	k	v	m	a	d	e	m	f
r	a	o	w	n	k	b	z	d	s	t	r	m	d	i
o	s	w	j	t	s	c	a	b	l	e	s	o	p	n
p	h	e	p	e	q	a	p	u	o	r	d	u	w	d
h	d	r	q	r	o	m	k	r	t	k	y	s	h	s
o	r	s	m	s	c	a	n	n	e	r	u	e	a	d
n	i	u	j	h	j	b	k	e	y	b	o	a	r	d
e	v	p	a	o	r	h	f	r	o	t	d	v	d	n
a	e	p	y	n	w	f	o	r	p	c	u	g	d	r
r	u	l	h	e	a	d	p	h	o	n	e	s	i	a
w	u	y	g	t	l	k	y	b	p	j	y	z	s	k
q	m	o	n	i	t	o	r	w	d	t	m	y	k	t
p	b	c	o	m	p	u	t	e	r	c	a	s	e	e



1. monitor
2. computer case
3. keyboard
4. mouse
5. webcam
6. microphone
7. speakers
8. headphones
9. printer
10. cables
11. flash drive
12. scanner
13. DVD burner
14. DVD
15. hard disk
16. power supply




**Project :- Prepare a 3D model of parts of computer according to roll number.**



Roll no. 1 to 7



Roll no. 8 to 14



Roll no. 15 to 21

Roll no. 22 and above

➤ **Video links are given for ideas how can make model.**

<https://www.youtube.com/watch?v=Z3l0OCJU8-8>

<https://www.youtube.com/watch?v=TRym1DyGOIs>



## Subject :- General Knowledge

- Students will paste the pictures of belonging their state dance, food , festival and dress in A4 sheet.
- Make Indian political map with showing different states with different pulses and spices in A4 sheet example given below.



## Worksheet of G.K.

- Do the page no. 13 to 20 in GK book.
- Take the printout of this worksheet do it in neat and clean handwriting



### Know our India



Gateway of India is located in

---

Longest dam in India is

---

The famous dance of Uttar Pradesh is

---

First woman president of India is

---

City is known as pink city

---

Largest desert of India is

---

Known as Switzerland of India

---

The president of India is

---

Capital of Nagaland is

---

Ganesh chaturthi is celebrated in

---

Capital of Manipur is

---

Famous dance of Kerala is

---

First woman receive the Nobel prize

---

Dhokla is the famous food of

---

Victoria memorial is located in


---





Subject -SST

# The Seven Continents



## Down

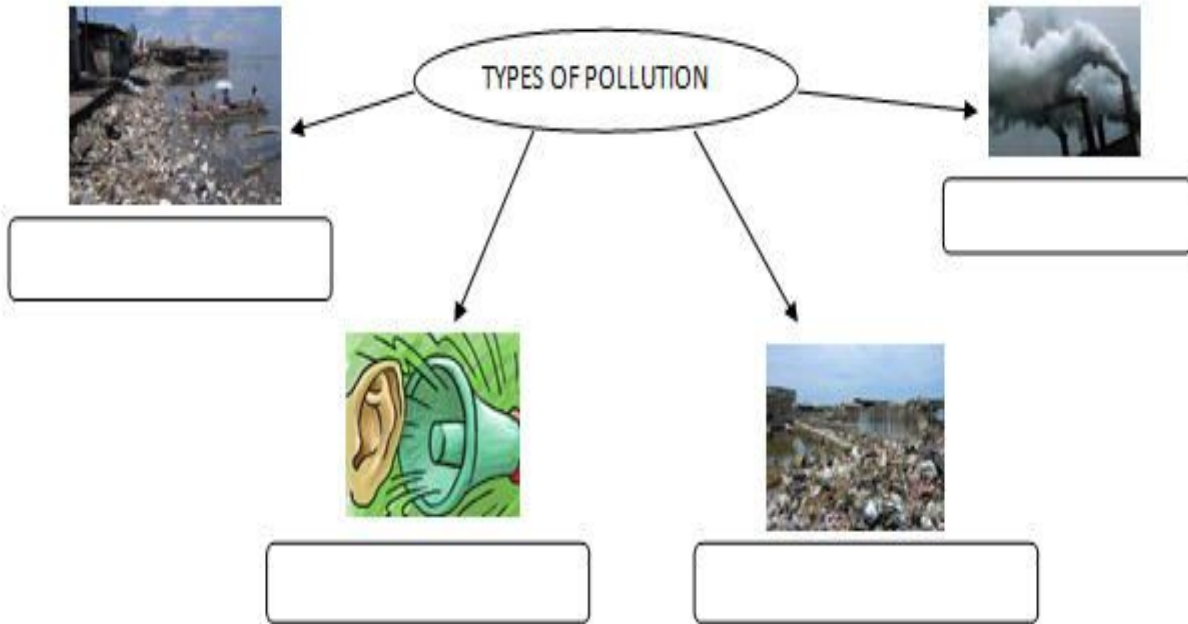


## Across



1) a) Label the pictures with the expressions from the box

Land pollution / water pollution / land pollution / noise



b) What are the effects of pollution on the environment and on the people?

Look at the labeled pictures and complete the table:

headache	Hole in the ozone layer	smog	Disease / sickness	Chemical reaction	Skin rash
burn	Breathing problem	Acid rain	stomachache	deafness	weakness

Effects of pollution on people

Effects of pollution on the environment

# Earth



Q: Drag and drop the words to the correct place:

Revolution	24 H/ 1 day	day and night
365/ 1 year	seasons	Rotation

spin or turn

go around



takes

takes

causes

causes

# The Planets

Read the fact and match to the correct planet.

It is the brightest planet in the solar system



Jupiter

It is the largest planet in the solar system




Earth

It is the lightest planet in the solar system



Uranus

It is the closest planet to the sun



Saturn

It is the planet that spins on its side



Mars

It is called the red planet



Neptune

It is the coldest planet in the solar system



Venus

It is the only planet to support life



Mercury



# Reading Comprehension / Unseen Passage

*Read the short passage and answer the questions.*

## Parrots, Parrots Everywhere!

Here comes the parrot! There are so many! Five, four or three?  
Oh how beautiful it is.

They are green and have bright red beaks.  
Should we call Charlie and Fiona to see them?

I hope the parrots sit on our terrace. Look how the parrots are  
making their nests! Some have gone to find food for their babies.  
Shall we help them or no?

I hope they keep coming every day. They are so pretty. If the  
parrots fly away, we will follow and see where they go.



---

**Answer the following questions:**

1. What are the parrots doing?

---

2. What will we do if the parrots fly away?

---

3. Who should we call to see the parrots?

---

4. What colour are the parrots?

---


Names: \_\_\_\_\_ Grade: \_\_\_\_\_ Date: \_\_\_\_\_

### Composition Writing

Look at the picture below. Write a story about the picture.

Remember to include an opening sentence, tell what happened first, next, then, last and your closing sentence.

Title: \_\_\_\_\_



1

---

2

---

3

---

4

---

5

---

6

---

7

---

- 1) Where and when does the scene in the picture.
- 2) How many people in the picture
- 3) What are objects, you can see in the picture, described them.
- 4) Describe the path

Name: \_\_\_\_\_

Date: \_\_\_\_\_



# Synonyms



Write a synonym for the underlined words.

1. The big bear slept quietly. \_\_\_\_\_

2. Her eyes were pretty. \_\_\_\_\_

3. Tom's house was dirty. \_\_\_\_\_

4. The performance was great. \_\_\_\_\_

5. His shoes were small. \_\_\_\_\_

6. Jack's dad was nice. \_\_\_\_\_

7. Jerry was happy. \_\_\_\_\_


8. Bella was grumpy. \_\_\_\_\_



Read the following picture story, complete with words:

sea walk canoeing tent mushrooms camp boat towns  
car ball parents sunny bus woods friends fishing  
blueberries castles plane swimming sunbathing island

I always go to a summer  \_\_\_\_\_, with my  \_\_\_\_\_ in July. We stay in a  \_\_\_\_\_ near a river. On  \_\_\_\_\_ days, we go  \_\_\_\_\_, or play  \_\_\_\_\_ games. We also like picking  \_\_\_\_\_ and  \_\_\_\_\_ in the  \_\_\_\_\_.

Sometimes we go on a trip. We can  \_\_\_\_\_ or go by  \_\_\_\_\_, visit old  \_\_\_\_\_, or interesting  \_\_\_\_\_. In August my  \_\_\_\_\_ have their holidays, too. We travel the  \_\_\_\_\_. We fly by  \_\_\_\_\_ to the seaside in far-away countries or even to an  \_\_\_\_\_. When my dad drives a  \_\_\_\_\_, we always take a  \_\_\_\_\_ with us to go  \_\_\_\_\_ along the beach. Mum loves  \_\_\_\_\_, but dad prefers  \_\_\_\_\_.